



STYLE & REVAMP YOUR HOME

Cane Catalogue





NATURE'S FINEST WEAVE

The seamless blend of nature and modern elements adds elegance. Each piece exudes a strong boho-chic vibe. Whether you're binge-watching your latest series, the charming Tropicano Canes will catch your eye with approval.



Natural Square

SRH-031

750 cms x 60 cms
(Roll size-50 sqft)

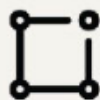
Natural
Material



Premium
Finish




Square
Design



Natural
Colour







Natural Star


SRH-032

750 cms x 60 cms
(Roll size-50 sqft)

Star Design 

Natural Material 

Natural Colour 

Premium Finish 



Natural Diamond

SRH-033

750 cms x 60 cms
(Roll size-50 sqft)



**Natural
Material**




**Premium
Finish**



**Diamond
Design**



**Natural
Colour**



COMFORT & ELEGANCE

Natural Prism

SRH-051

750 cms x 60 cms
(Roll size-50 sqft)



**Natural
Material**




**Premium
Finish**



**Prism
Design**




**Natural
Colour**




Natural Double Square


SRH-052

750 cms x 60 cms
(Roll size-50 sqft)

Natural Material 

Premium Finish 

Double Square Design 

Natural Colour 



60cms



Natural Mesh

SRH-053

750 cms x 60 cms
(Roll size-50 sqft)

Mesh Design



Natural Material



Natural Colour






Premium Finish



PVC Yellow Star SRH-21

750 cms x 60 cms
(Roll size-50 sqft)



**PVC
Material**



**Premium
Finish**



**Star
Design**



**Natural
Colour**

Do's

- **Keep it cool and humid:** Avoid direct sunlight, heat sources, and low humidity. Use a humidifier in winter.
- **Use furniture polish:** Apply lemon, orange, or mineral oil few times a year to keep cane supple.
- **Distribute weight evenly:** Don't kneel or use the chair as a step stool.
- **Use chair pads:** This helps distribute weight and prolongs the life of the cane.



- **Tighten sagging seats regularly:** Use a warm, wet cloth or spray bottle with water to tighten loose cane (if not broken). Let it dry completely before sitting.
- **Clean regularly:** Use wood soap or mild detergent with a soft cloth to remove dirt and grime. Rinse well and let dry naturally.
- **Store in well-ventilated areas:** Avoid basements, crawl spaces, or next to walls where air circulation is poor.

Dont's



PATCH BROKEN CANE SEATS:
REPLACE THE ENTIRE SEAT IF THERE ARE MANY BROKEN STRANDS.



USE HARSH CHEMICALS:
AVOID BLEACH OR STRONG DETERGENTS.

LET MOLD OR MILDEW GROW:
MAINTAIN MODERATE HUMIDITY AND CLEAN SPILLS PROMPTLY



APPLY FINAL FINISHES:

CANE HAS A NATURAL FINISH AND SHOULDN'T BE VARNISHED OR LACQUERED (EXCEPT TO MATCH EXISTING FURNITURE).



SIT ON A WET CHAIR:
LET IT DRY COMPLETELY AFTER CLEANING.